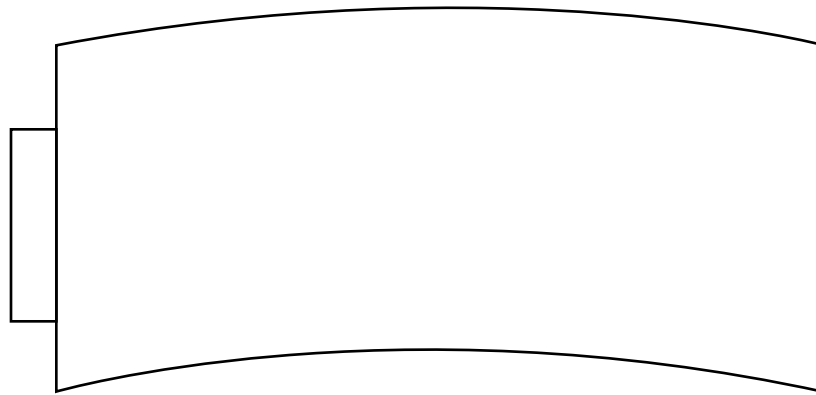


CHAIR CARDS

- ◆ Write the name of each guest on the first gold line then have your guests write what they're going to make happen on the second gold line. Punch holes in the top corners, loop ribbon or twine through the holes and tie the cards to the backs of your guests' chairs.

The card features a white central area with a dotted red border. Two horizontal gold lines are positioned within this area. The text 'IS GOING TO MAKE' is centered between the top line, and 'HAPPEN!' is centered between the bottom line. The card is surrounded by a thick border composed of horizontal stripes in shades of pink, orange, and red.



CUPCAKE LINERS

- ◆ *Cut cupcake liners out of paper, make a slit on the side without the tab, then insert the tab into the slit to make sure it fits well. Wrap the liners around baked cupcakes, tuck the tab through the slit and celebrate!*



PARTY HAT

◆ Celebrate boldly with colorful party hats! Cut the shape out of paper then tap the ends together.



PARTY HAT

◆ *Celebrate boldly with colorful party hats! Cut the shape out of paper then tap the ends together.*



STRAW FLAGS

- ◆ Give each guest a straw with an inspiring message for the celebration meal. Print, cut, wrap around straw, and tape the ends together. Special details like straw flags will help your guests feel loved and encouraged to love others well.

LET'S DO THIS!

LET'S DO THIS!

TAKE THE LEAP

TAKE THE LEAP

LIVE ON PURPOSE

LIVE ON PURPOSE


FOLLOW HIM

FOLLOW HIM



OH HAPPY DAY!


OH HAPPY DAY!












































LOVING PLACE SETTING CARDS

- ◆ *Write the name of each guest on the gold line then have your guests pass their cards around the table for others to write what they love about that person in the white space below the name.*

THINGS WE LOVE ABOUT

TOOTHPICK FLAGS

- ◆ *Wrap these colorful triangles around toothpicks and use them to label hors d'oeuvres or cupcakes to celebrate!*



THIS YEAR PLACE SETTING CARDS

- ◆ *Have your guests fill out this ad lib during or after the Celebration Meal as a reminder and keepsake of what they made happen.*

THIS YEAR...

I stopped

I started

I MADE

HAPPEN

I was grateful for

I want to encourage others by

This is my year!

CHAIR CARDS

- ◆ Write the name of each guest on the first gold line then have your guests write what they're going to make happen on the second gold line. Punch holes in the top corners, loop ribbon or twine through the holes and tie the cards to the backs of your guests' chairs.

IS GOING TO MAKE

HAPPEN!